

PHA System Manual

WEB Platform - PHA

HOSPITAL DISCHARGE PLAN – PHA

FLÁVIA DOS SANTOS COUTO

LUCRÉCIA HELENA LOUREIRO



MESTRADO
PROFISSIONAL
ENSINO EM CIÊNCIAS
DA SAÚDE E DO MEIO AMBIENTE

Summary

PHA SYSTEM MANUAL.	3
PRESENTATION	3
Traceability	4
Functionality	4
Records	5
Company	6
Company	7
Collaborators.....	7
Collections types (HSC).....	8
Transplants types	8
ICD	9
Age group	9
Patients	10
Guidelines	10
Discharge guidelines	11
Medical record	11
Reports	12
Cadastral	12
Company	13
Age group	13
Company	14
Collaborators	14
Collections types (HSC)	15
Transplants types	15
ICD	16
Patients.....	16
Medical record	17
cadastral	17
Medical record	18
Check List.....	18
Guidelines	18
Movements	19
Discharge Check List	20
Discharge Guidelines	20
Panels	21
Collaborators.....	21
Transplants types	22

Age group	22
Gender	23
Region	23
Schedule	24
Security	24
About	25
Logoff	26

PHA SYSTEM MANUAL

1. PRESENTATION

This manual is the synthesis, on the one hand, of the sensible professional in relation to the uncertainty of the profession, who spent many difficult moments inside a Stem Cell Transplant Center, dodging the emotions associated with probabilistic results; on the other hand, the nurse obsessed with care, lover of the profession, willing to contribute with her peers in planning the hospital discharge of transplant patients.

Nursing is one of the most dignified, humane, and noble professions that exist. Because of this, it is much more analog than digital, since it deals directly with the human being and often dispenses with the use of technologies. However, with the technological and scientific advances that we have gone through, professionals start to make use of the equipment and digital machines that help in their work, in addition to recent and important applications.

A hospital discharge application for bone marrow transplant patients was designed to be accessed in a practical and agile way, with the possibility of direct interaction between the professional and the patient in the planning of hospital discharge, ensuring security and quality in the daily home care of transplanted patients.

The application is structured with basic concepts and transplantation Types; guidelines regarding stem cell collection; the stages of treatment; the step-by-step preparation, collection, infusion, placement of the catheter, and instructions for performing the dressing; guidelines in relation to the daily routine of the transplanted person.

While browsing the application, you will find guidelines regarding the most common post-transplant side effects; care with the schedule and storage of medicines; information about food and food hygiene.

In addition, it has a session with examples of the most frequent doubts reported by transplant patients, institution routines and especially guidelines for companions and visitors.

It is worth mentioning that all this information can be forwarded to the patient via WhatsApp, bringing comfort and security to the bone marrow transplant patient and helping nursing with scientific and technological innovation in its tasks.

2. TRACEABILITY

To access the PHA Platform, nurses need to use user control, passwords, and their permissions, with a log of where the user navigated through the platform and nurses will have access to the system (Figure 1).

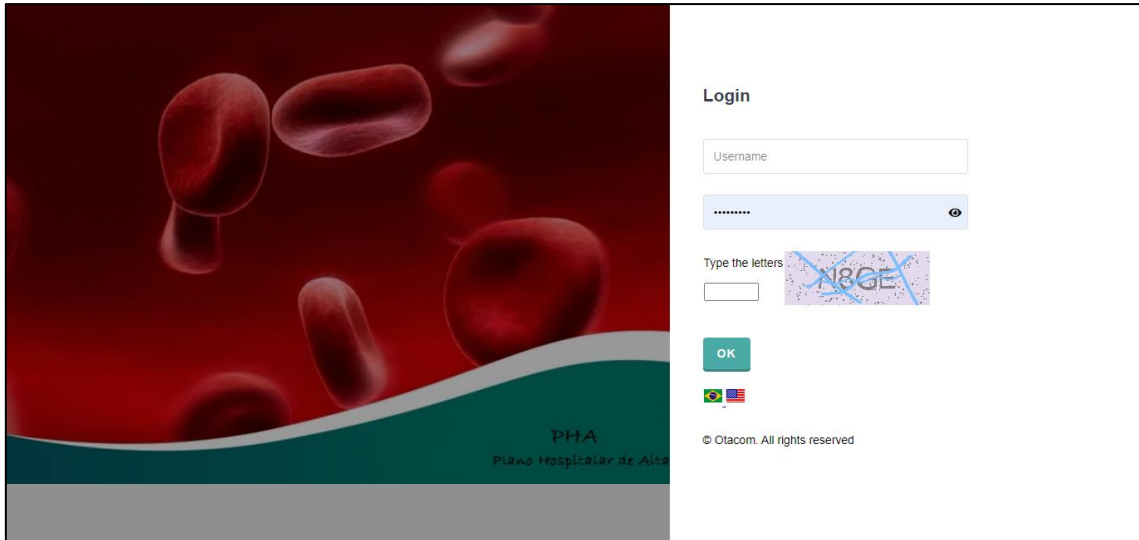


Figure 1. Home screen

3. FEATURES

The PHA Platform was developed with an easy-to-understand interface for the user, didactically divided after researching the application, and divided into guides (Figure 2).

- Register
- Reports
- Movements
- Panels
- Schedule
- Security
- About
- Logoff



Figure 2.

3.1 Register

In this guide, the PHA Platform includes all the necessary records for the purpose of the system, divided in a simple way for the generation of managerial and operational data (figure 3).

- Company
- Company
- Servers
- Collections types (HSC)
- Transplants types
- ICD
- Age group
- Patients
- Guidelines
- Discharge Guidelines
- Medical record

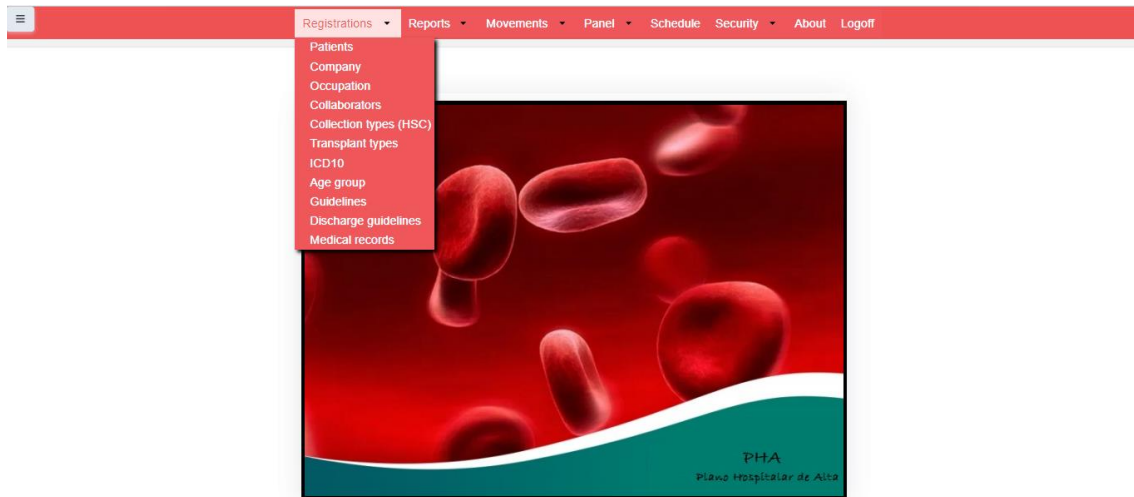


Figure 3.

3.1.1 Company

In this tab, the PHA Platform makes it possible to record data from hospitals and clinics that use the application (figure 4).

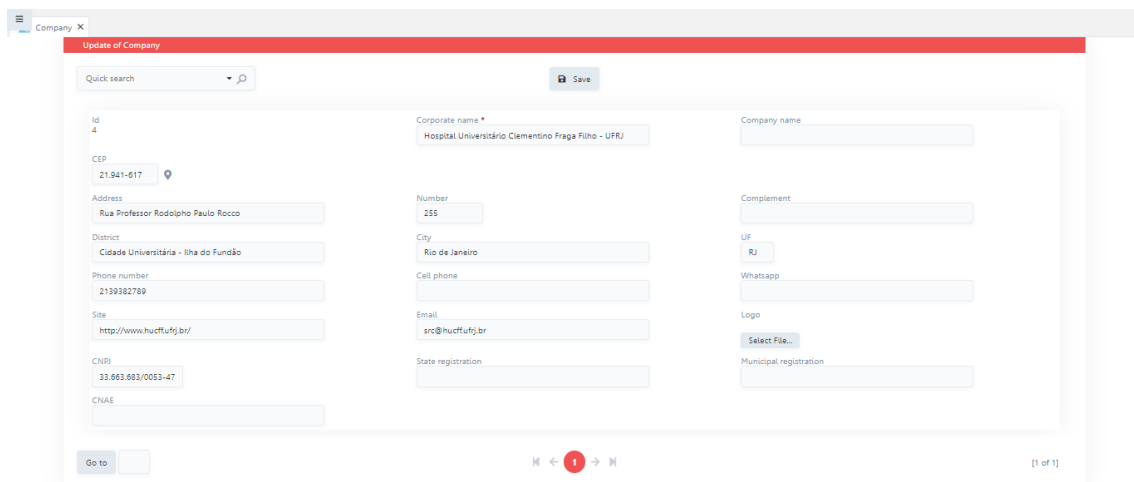


Figura 3.

3.1.2 Occupations

In this part, the PHA Platform makes it possible to register 3.1.2 occupations that will be linked to the servers (figure 5).

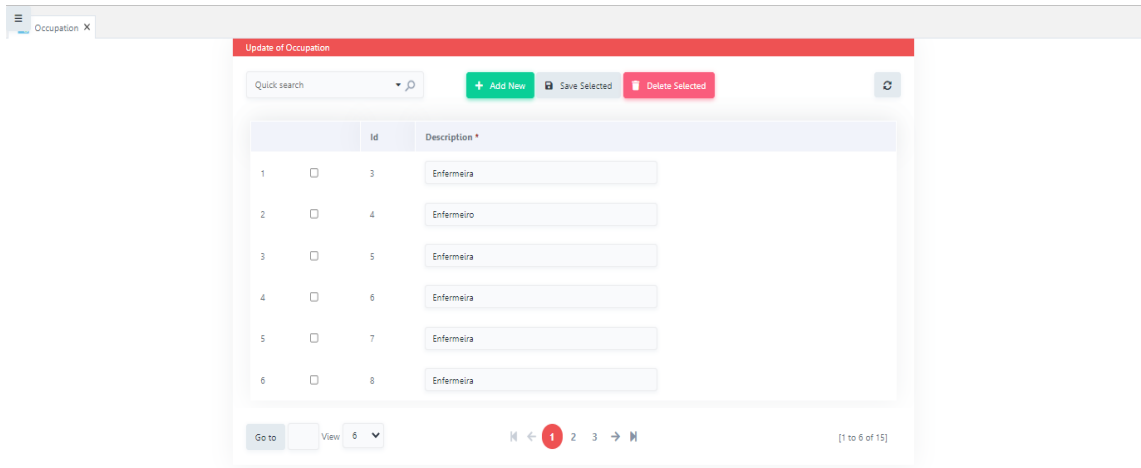


Figure 5.

3.1.3 Servers

In this function, the PHA Platform makes it possible to register collaborators identifying by name, professional registration, and Company (figure 6).

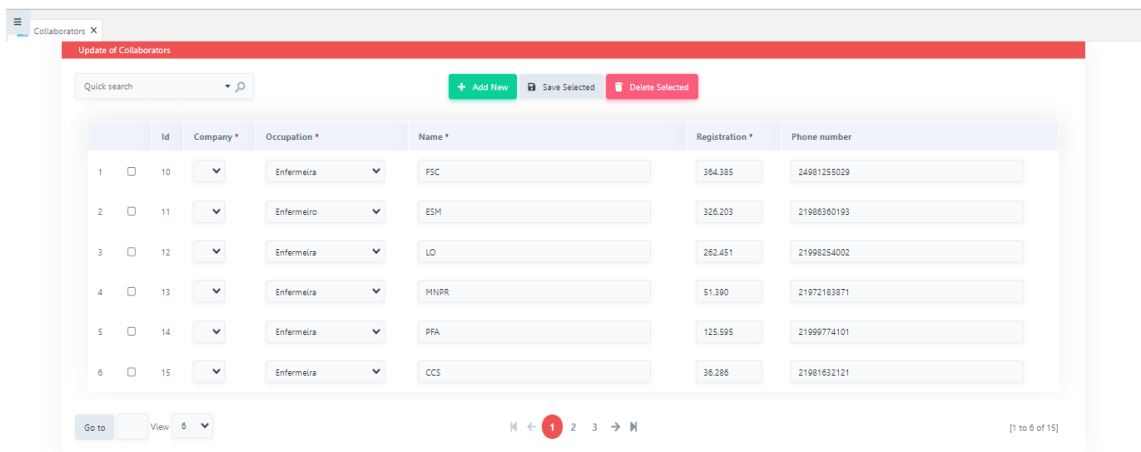


Figure 6.

3.1.4 Collections types (HSC)

In this function, the PHA Platform makes it possible to record the Collections types (HSC), information that will be linked to the medical record (figure 7).

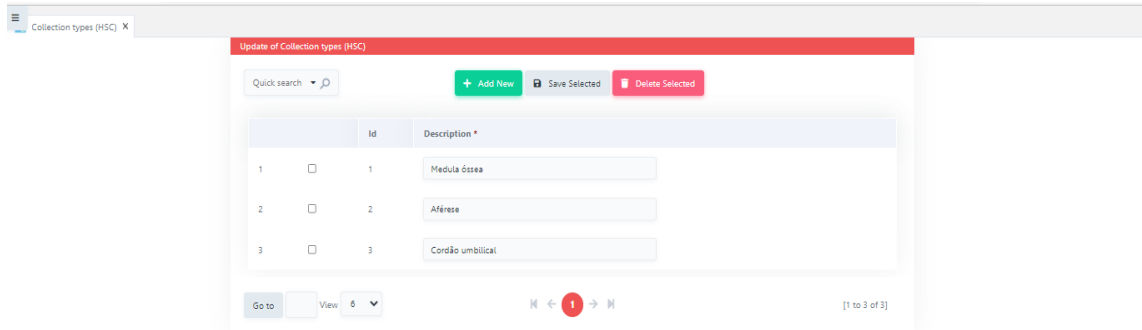


Figure 7.

3.1.5 Transplants types

In this function, the PHA Platform makes it possible to record the transplant types, information that will be linked to the medical record (Figure 8).

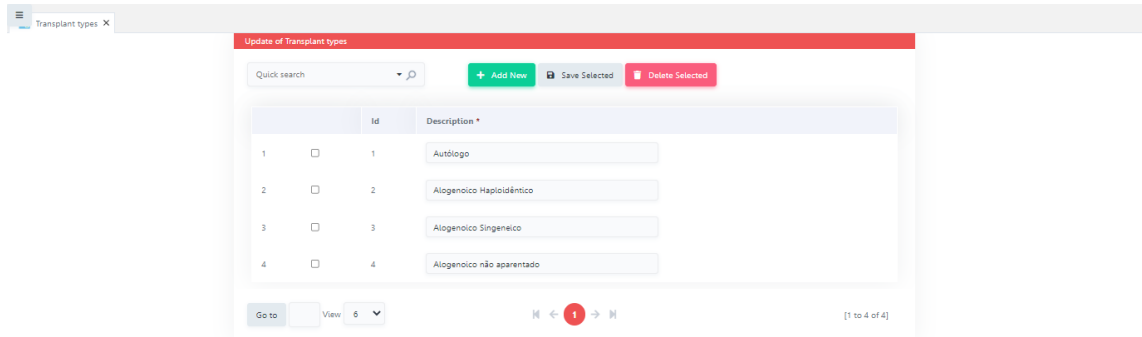


Figure 8.

3.1.6 ICD

In this function, the PHA Platform makes it possible to register ICD, information that will be linked to the medical record (figure 9).

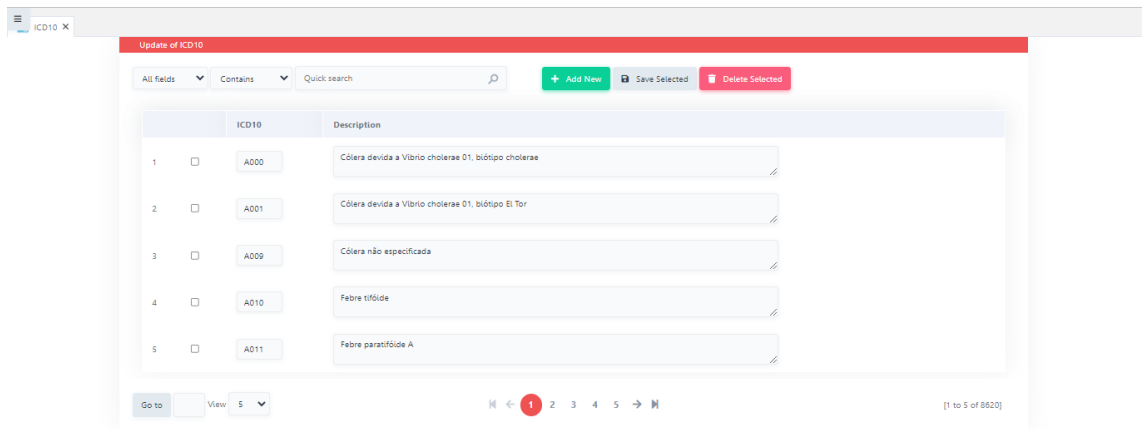


Figure 9.

3.1.7 Age group

In this function, the PHA Platform makes it possible to register age groups, information that will be the basis for the statistical panel (figure 10).

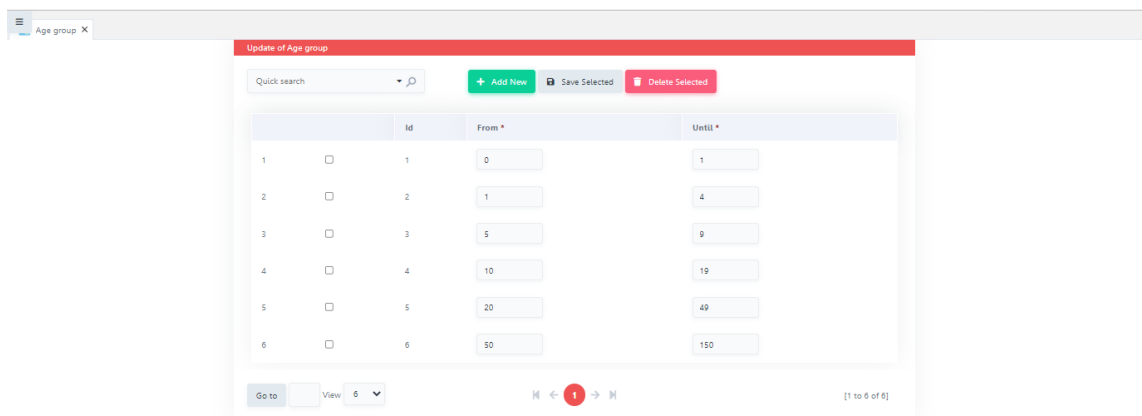


Figure 10.

3.1.8 Patients

In this function, the PHA Platform makes it possible to register patients, information that will be the basis for the entire application, identifying and having contact information (figure 11).

The screenshot shows a web interface for updating patient information. At the top, there is a red header with the text 'Update of Patients'. Below the header, there is a search bar and three buttons: '+ Add New' (green), 'Save' (grey), and 'Delete' (red). The main form area is divided into several sections:

- Id:** 1
- Name:** Eleonora Tavares Bastos
- Gender:** Male Female
- Birth date:** 20/06/1961
- CEP:** 25.807-000
- Address:** Acetart
- Number:** SN
- Complement:** .
- District:** Centro
- City:** Vassouras
- UF:** RJ
- Phone number:** (24)2471-3841
- Cell phone:** (24)9 9304-1763
- WhatsApp:** 24981255029
- Reference point:** Perto da Igreja
- Contact:** .
- Email:** .

At the bottom of the form, there is a 'Go to' field and a pagination control showing '1' of 22 items.

Figure 11.

3.1.9 Guidelines

At this moment, the PHA Platform makes it possible to record guidelines for the patient, the health professional and the companion information obtained by the research work of this project. It will be the basis for the entire application (figure 12).

The screenshot shows a web interface for updating guidelines. At the top, there is a red header with the text 'Update of Guidelines'. Below the header, there is a search bar and three buttons: '+ Add New' (green), 'Save' (grey), and 'Delete' (red). The main form area is divided into several sections:

- Guideline:** Doação de sangue, pl e MO
- Text:** A rich text editor with a menu (File, Edit, Insert, View, Format, Table) and a toolbar. The content of the text area is:
ORIENTAÇÕES
Paciente: &nomepaciente&
Doação de sangue, plaquetas e medula óssea
Doação de sangue
Para atender as necessidades de sangue e plaquetas dos pacientes do Transplante de medula, o hospital possui um Banco de Sangue, onde serão fornecidas as orientações para coleta de sangue.

At the bottom of the form, there is a 'Go to' field and a pagination control showing '1' of 26 items.

Figure 12.

3.1.10 Discharge guidelines

In this function, the PHA Platform makes it possible to record patient discharge guidelines, obtained through the research work of this project. It will be the basis for the entire application (figure 13).

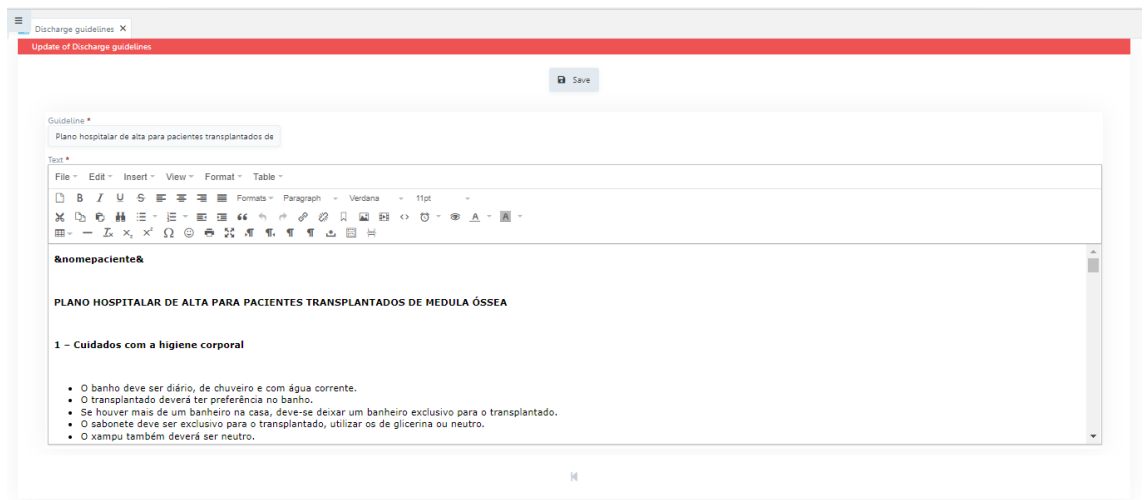


Figure 13.

3.1.11 Medical record

In this part, the PHA Platform makes it possible to record medical records containing information about the patient, their type of transplant, ICD, CHT type, admission, and discharge date (figure 14).

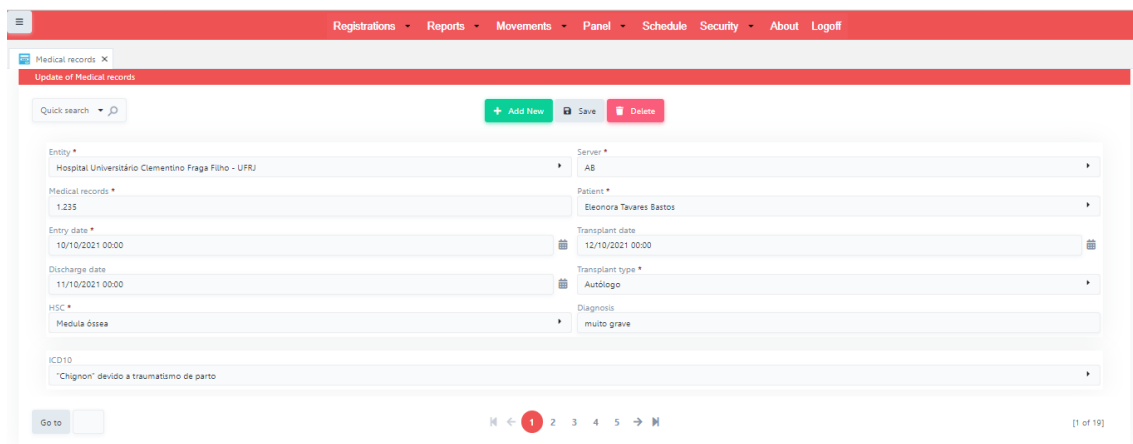


Figure 14.

3.2 Reports

In this guide, the PHA Platform includes registration and operational reports with the objective of checking registrations and guidelines (figure 15).

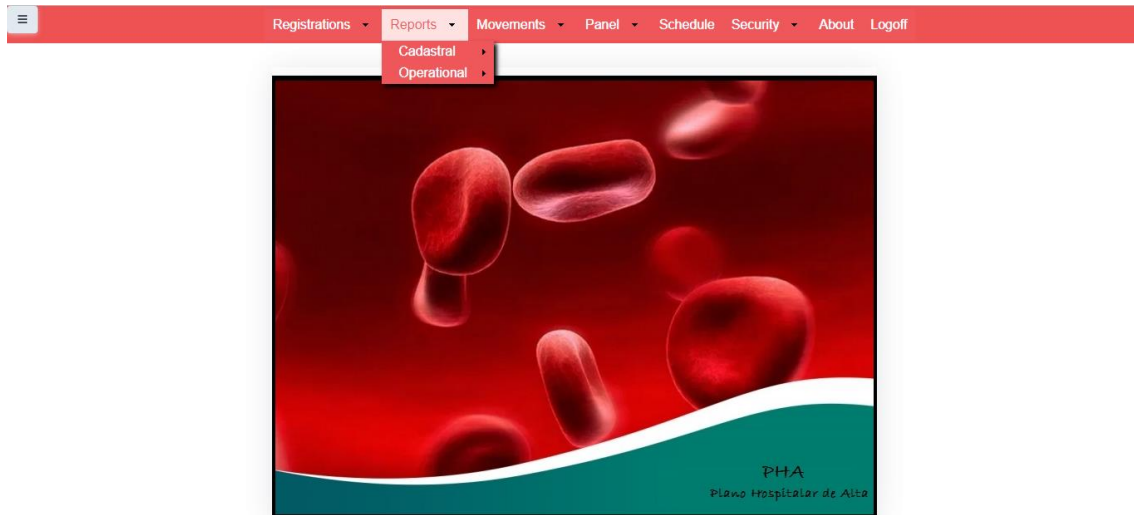


Figure 15.

3.2.1. Cadastral

In this function, the PHA Platform includes registration reports and with the objective of checking the registrations (figure 16).

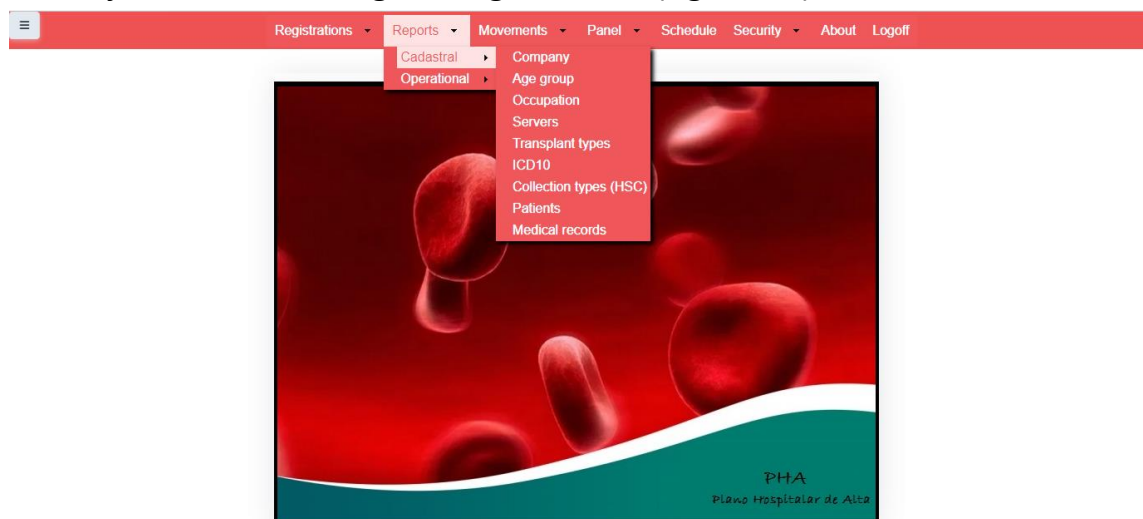
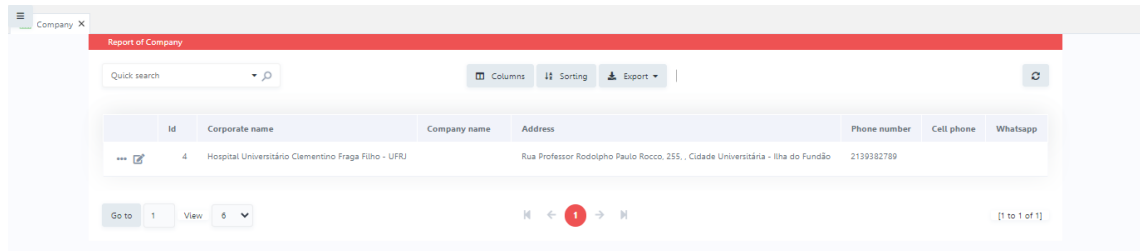


Figure 16.

3.2.1.1 Company

In this function, the PHA Platform includes a company report for conference purposes (figure 17).

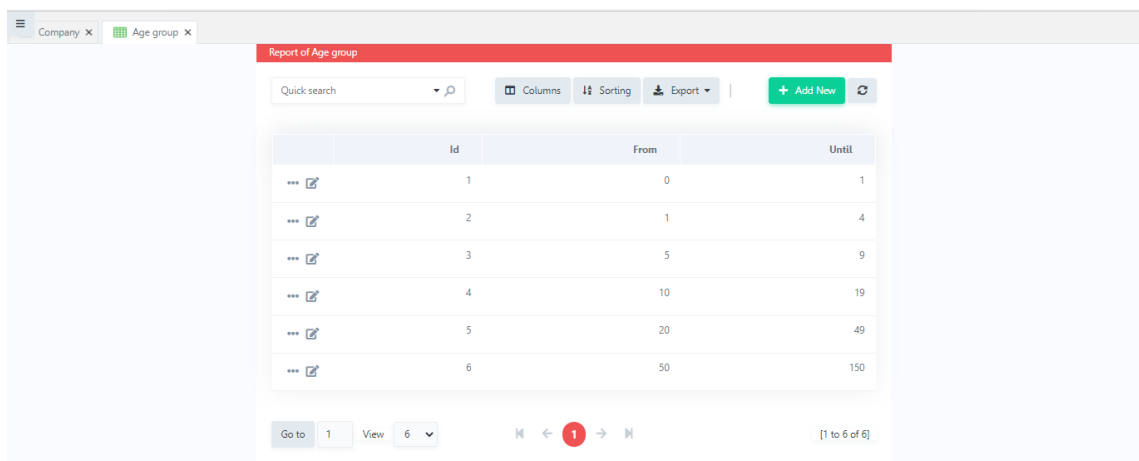


Id	Corporate name	Company name	Address	Phone number	Cell phone	Whatsapp
4	Hospital Universitário Clementino Fraga Filho - UFRJ		Rua Professor Rodolpho Paulo Rocco, 255, Cidade Universitária - Ilha do Fundão	2139382789		

Figure 17.

3.2.1.2 Age group

In this function, the PHA Platform includes an age group report for conference purposes (figure 18).

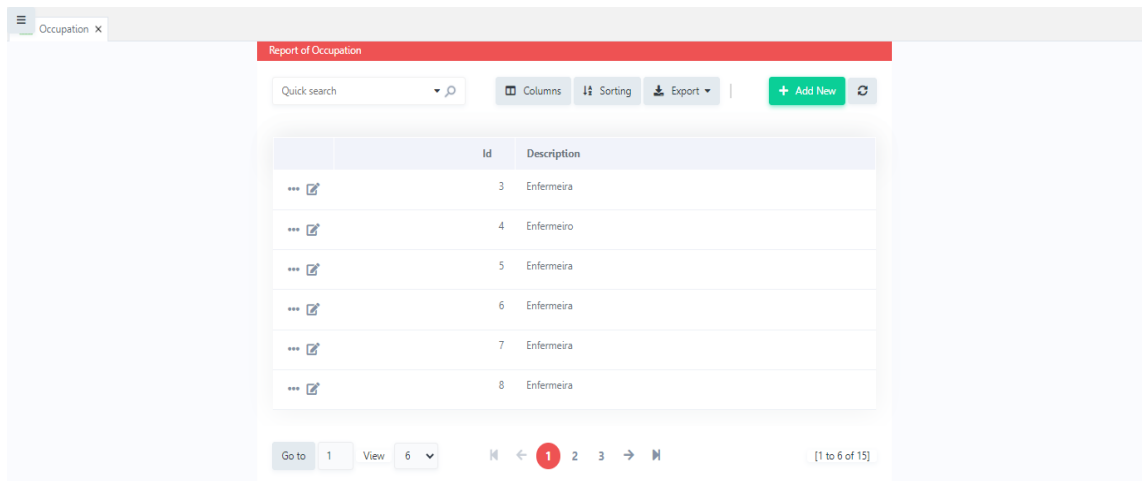


Id	From	Until
1	0	1
2	1	4
3	5	9
4	10	19
5	20	49
6	50	150

Figure 18.

3.2.1.3 Occupation

In this function, the PHA Platform includes an occupation report for conference purposes (figure 19).



The screenshot shows a web interface titled "Report of Occupation". It features a search bar, a "Columns" button, a "Sorting" button, an "Export" button, and a "+ Add New" button. The table below contains the following data:

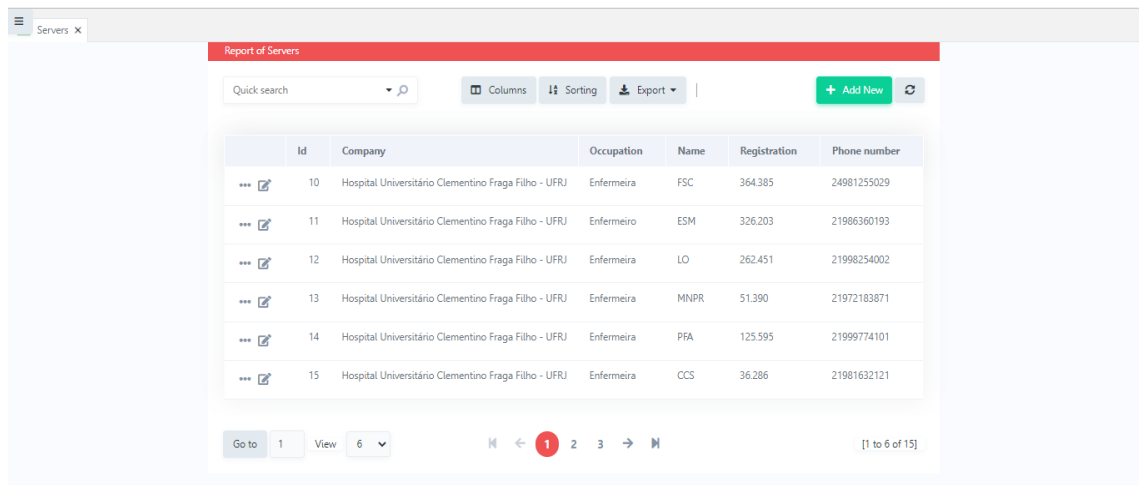
	Id	Description
...	3	Enfermeira
...	4	Enfermeiro
...	5	Enfermeira
...	6	Enfermeira
...	7	Enfermeira
...	8	Enfermeira

At the bottom, there is a pagination control showing "Go to 1 View 6" and a page indicator "1" (highlighted in red) out of 6 pages.

Figure 19.

3.2.1.4 Servers

In this function, the PHA Platform includes a report of servers for conference purposes (figure 20).



The screenshot shows a web interface titled "Report of Servers". It features a search bar, a "Columns" button, a "Sorting" button, an "Export" button, and a "+ Add New" button. The table below contains the following data:

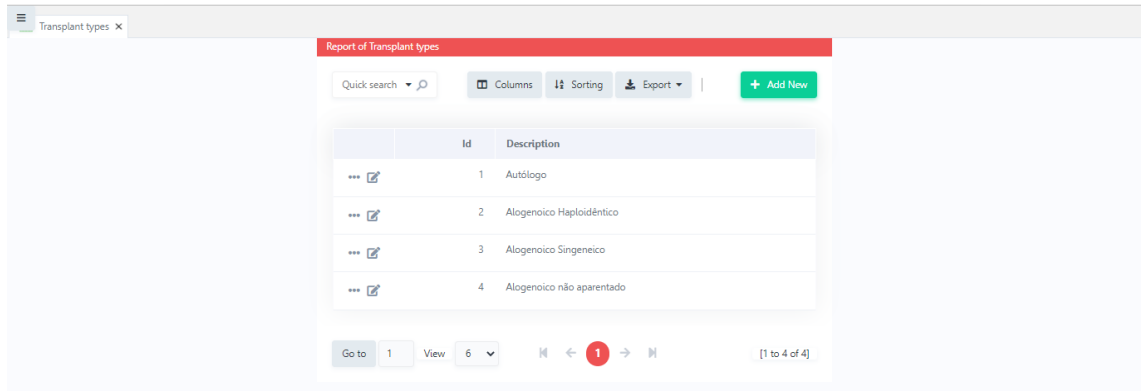
	Id	Company	Occupation	Name	Registration	Phone number
...	10	Hospital Universitário Clementino Fraga Filho - UFRJ	Enfermeira	FSC	364.385	24981255029
...	11	Hospital Universitário Clementino Fraga Filho - UFRJ	Enfermeiro	ESM	326.203	21986360193
...	12	Hospital Universitário Clementino Fraga Filho - UFRJ	Enfermeira	LO	262.451	21998254002
...	13	Hospital Universitário Clementino Fraga Filho - UFRJ	Enfermeira	MNPR	51.390	21972183871
...	14	Hospital Universitário Clementino Fraga Filho - UFRJ	Enfermeira	PFA	125.595	21999774101
...	15	Hospital Universitário Clementino Fraga Filho - UFRJ	Enfermeira	CCS	36.286	21981632121

At the bottom, there is a pagination control showing "Go to 1 View 6" and a page indicator "1" (highlighted in red) out of 6 pages.

Figure 20.

3.2.1.5 Type of transplant

In this function, the PHA Platform includes a report on the type of transplant for conference purposes (figure 21).



The screenshot shows a web interface for a report titled "Report of Transplant types". It features a search bar, "Columns", "Sorting", and "Export" options, along with an "Add New" button. The main content is a table with the following data:

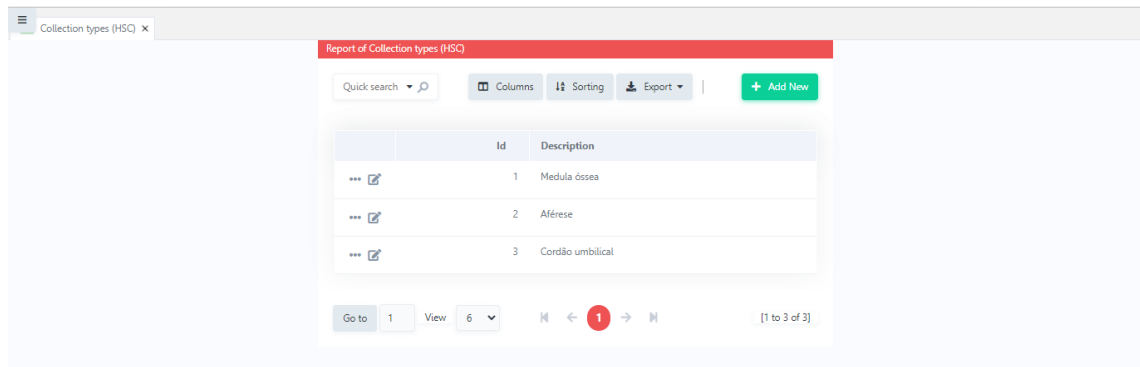
	Id	Description
...	1	Autólogo
...	2	Alogeneico Haploidêntico
...	3	Alogeneico Singeneico
...	4	Alogeneico não aparentado

At the bottom, there are navigation controls including "Go to 1", "View 6", and pagination "[1 to 4 of 4]".

Figure 21.

3.2.1.6 Collections types (HSC)

In this function, the PHA Platform includes a Collections types (HSC) report for conference purposes (figure 22).



The screenshot shows a web interface for a report titled "Report of Collection types (HSC)". It features a search bar, "Columns", "Sorting", and "Export" options, along with an "Add New" button. The main content is a table with the following data:

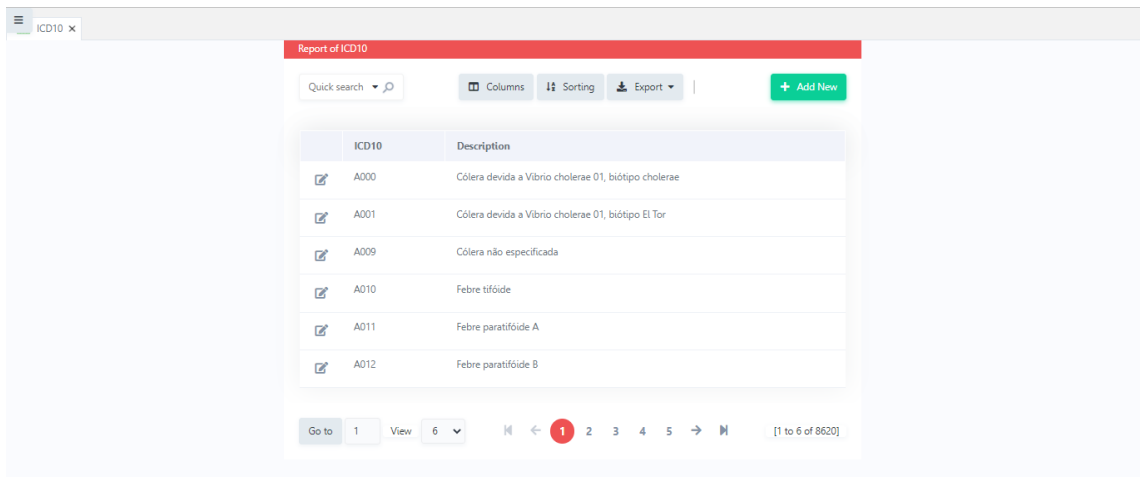
	Id	Description
...	1	Medula óssea
...	2	Aférese
...	3	Cordão umbilical

At the bottom, there are navigation controls including "Go to 1", "View 6", and pagination "[1 to 3 of 3]".

Figure 22.

3.2.1.7 ICD

In this function, the PHA Platform includes a Cid report for conference purposes (figure 23).



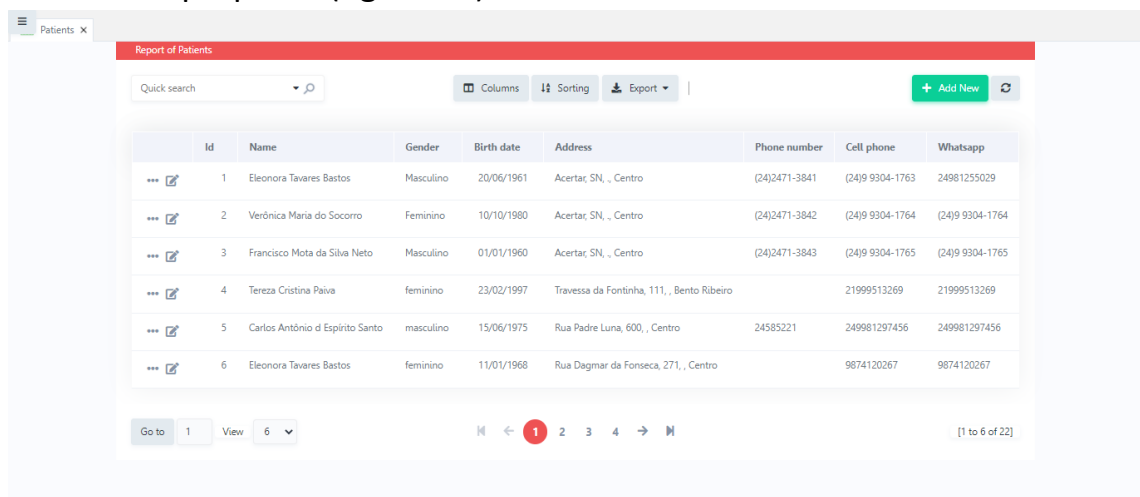
The screenshot shows a web application interface for 'Report of ICD10'. It features a search bar, navigation buttons for 'Columns', 'Sorting', and 'Export', and an 'Add New' button. The main content is a table with two columns: 'ICD10' and 'Description'. The table lists six entries with their respective codes and descriptions. At the bottom, there is a pagination control showing 'Go to 1 View 6' and a page indicator '1' out of 6 of 8620.

ICD10	Description
A000	Cólera devida a Vibrio cholerae 01, biótipo cholerae
A001	Cólera devida a Vibrio cholerae 01, biótipo El Tor
A009	Cólera não especificada
A010	Febre tifóide
A011	Febre paratífóide A
A012	Febre paratífóide B

Figure 23.

3.2.1.8 Patients

In this function, the PHA Platform includes a patient report for conference purposes (figure 24).



The screenshot shows a web application interface for 'Report of Patients'. It features a search bar, navigation buttons for 'Columns', 'Sorting', and 'Export', and an 'Add New' button. The main content is a table with columns: 'Id', 'Name', 'Gender', 'Birth date', 'Address', 'Phone number', 'Cell phone', and 'Whatsapp'. The table lists six patient records. At the bottom, there is a pagination control showing 'Go to 1 View 6' and a page indicator '1' out of 6 of 22.

Id	Name	Gender	Birth date	Address	Phone number	Cell phone	Whatsapp
1	Eleonora Tavares Bastos	Masculino	20/06/1961	Acertar, SN, , Centro	(24)2471-3841	(24)9 9304-1763	24981255029
2	Verônica Maria do Socorro	Feminino	10/10/1980	Acertar, SN, , Centro	(24)2471-3842	(24)9 9304-1764	(24)9 9304-1764
3	Francisco Mota da Silva Neto	Masculino	01/01/1960	Acertar, SN, , Centro	(24)2471-3843	(24)9 9304-1765	(24)9 9304-1765
4	Tereza Cristina Paiva	feminino	23/02/1997	Travessa da Fontinha, 111, , Bento Ribeiro		21999513269	21999513269
5	Carlos Antônio d Espírito Santo	masculino	15/06/1975	Rua Padre Luna, 600, , Centro	24585221	249981297456	249981297456
6	Eleonora Tavares Bastos	feminino	11/01/1968	Rua Dagmar da Fonseca, 271, , Centro		9874120267	9874120267

Figure 24.

3.2.1.9 Medical record

In this function, the PHA Platform includes a medical record report for conference purposes (figure 25).

Server	Medical records	Patient	Entry date	Transplant date	Discharge date	Transplant type	HSC	Diagnosis	ICD10	
	1.235	Elenora Tavares Bastos	10/10/2021 00:00	12/10/2021 00:00	11/10/2021 00:00	Autólogo	Medula óssea	multo grave	"Chignon" devido a traumatismo de parto	
Entidade => Hospital Universitário Clementino Fraga Filho - UFRJ										
Server	Medical records	Patient	Entry date	Transplant date	Discharge date	Transplant type	HSC	Diagnosis	ICD10	
AB	1.432	Marcelo Rubens de Paiva Neto	13/09/2021 00:00	16/09/2021 00:00	16/10/2021 00:00	Autólogo	Afêrese	Linfoma hodgkin	"Chignon" devido a traumatismo de parto	
AB	0					Alogeneico Haploidêntico	Afêrese		"Chignon" devido a traumatismo de parto	
AB	0					Alogeneico Haploidêntico	Afêrese		"Chignon" devido a traumatismo de parto	
AB	0					Alogeneico Haploidêntico	Afêrese		"Chignon" devido a traumatismo de parto	
AB	1.345	Alfredo Barbosa de Lima	17/08/2021 00:00	20/08/2021 00:00	15/09/2021 00:00	Autólogo	Afêrese	Leucemia	"Chignon" devido a traumatismo de parto	

Figure 25.

3.2.2. Operational

In this function, the PHA Platform includes operational reports with guidelines for patients, health professionals, and companions, which can be sent via a communication application (WhatsApp) (Figure 26).

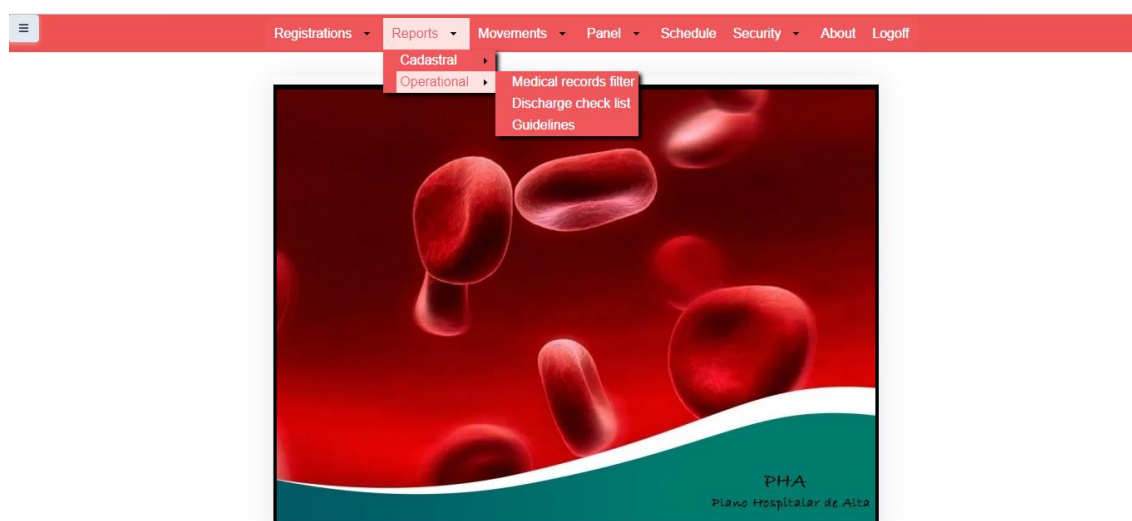
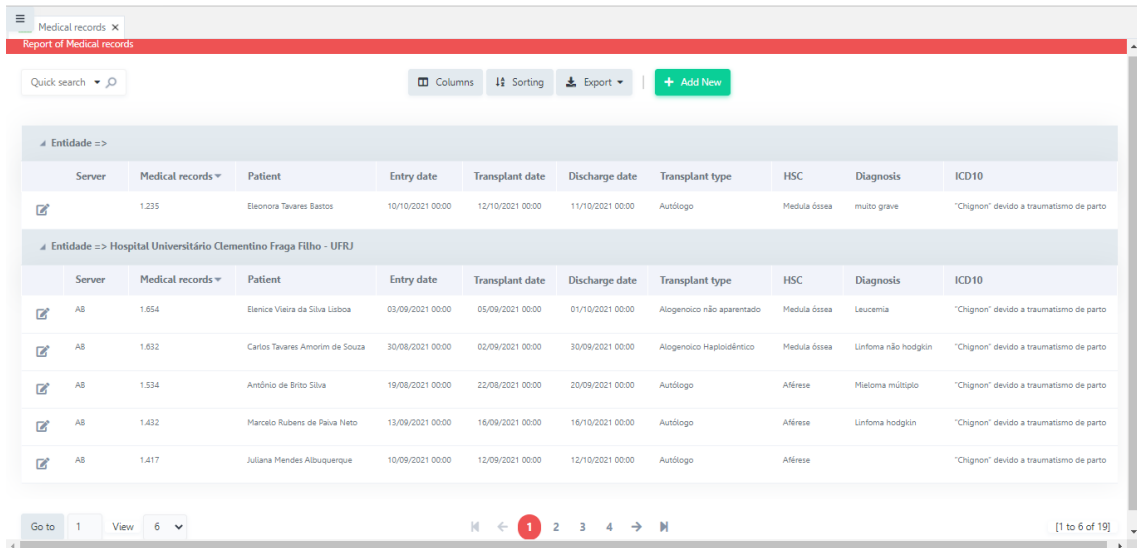


Figure 26.

3.2.2.1.1 Medical record

In this function, the PHA Platform includes a patient's medical record report (figure 27).



The screenshot displays a web application interface for medical records. At the top, there is a header with a hamburger menu, a close button for 'Medical records', and a title 'Report of Medical records'. Below the header is a search bar and a toolbar with buttons for 'Columns', 'Sorting', 'Export', and 'Add New'. The main content area shows a table with the following data:

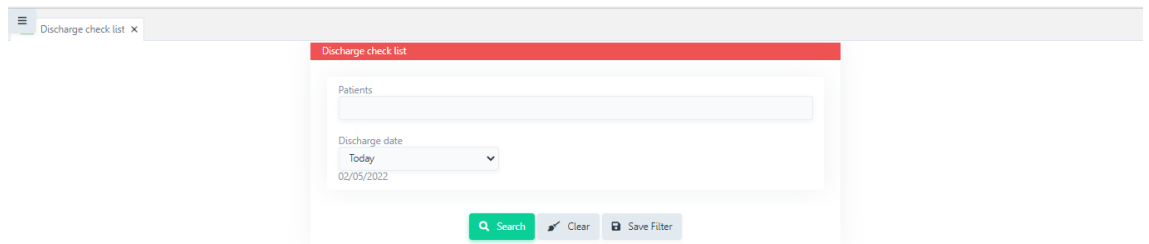
Entidade =>									
Server	Medical records	Patient	Entry date	Transplant date	Discharge date	Transplant type	HSC	Diagnosis	ICD10
	1.235	Eleonora Tavares Bastos	10/10/2021 00:00	12/10/2021 00:00	11/10/2021 00:00	Autólogo	Medula óssea	multo grave	"Chignon" devido a traumatismo de parto
Entidade => Hospital Universitário Clementino Fraga Filho - UFRJ									
Server	Medical records	Patient	Entry date	Transplant date	Discharge date	Transplant type	HSC	Diagnosis	ICD10
AB	1.654	Elenice Vieira da Silva Lisboa	03/09/2021 00:00	05/09/2021 00:00	01/10/2021 00:00	Alogenoico não aparentado	Medula óssea	Leucemia	"Chignon" devido a traumatismo de parto
AB	1.632	Carlos Tavares Amorim de Souza	30/08/2021 00:00	02/09/2021 00:00	30/09/2021 00:00	Alogenoico Haplodérmico	Medula óssea	Linfoma não hodgkin	"Chignon" devido a traumatismo de parto
AB	1.534	Antônio de Brito Silva	19/08/2021 00:00	22/08/2021 00:00	20/09/2021 00:00	Autólogo	Afêrese	Mieloma múltiplo	"Chignon" devido a traumatismo de parto
AB	1.432	Marcelo Rubens de Paiva Neto	13/09/2021 00:00	16/09/2021 00:00	16/10/2021 00:00	Autólogo	Afêrese	Linfoma hodgkin	"Chignon" devido a traumatismo de parto
AB	1.417	Juliana Mendes Albuquerque	10/09/2021 00:00	12/09/2021 00:00	12/10/2021 00:00	Autólogo	Afêrese		"Chignon" devido a traumatismo de parto

At the bottom of the table, there is a pagination bar with 'Go to 1', 'View 6', and a page indicator '1' (highlighted in red) out of 6 pages. The total number of records is shown as '[1 to 6 of 19]'.

Figure 27.

3.2.2.1.2 Check List

In this function, the PHA Platform includes a patient checklist report (figure 28).



The screenshot shows a 'Discharge check list' form. It features a search bar for 'Patients' and a 'Discharge date' dropdown menu currently set to 'Today' (02/05/2022). Below the search bar are three buttons: 'Search' (green), 'Clear' (grey), and 'Save Filter' (grey).

Figure 28.

3.2.2.1.3 Guidelines

In this function, the PHA Platform includes a report of guidelines for patients, health professionals, and companions (figure 29)

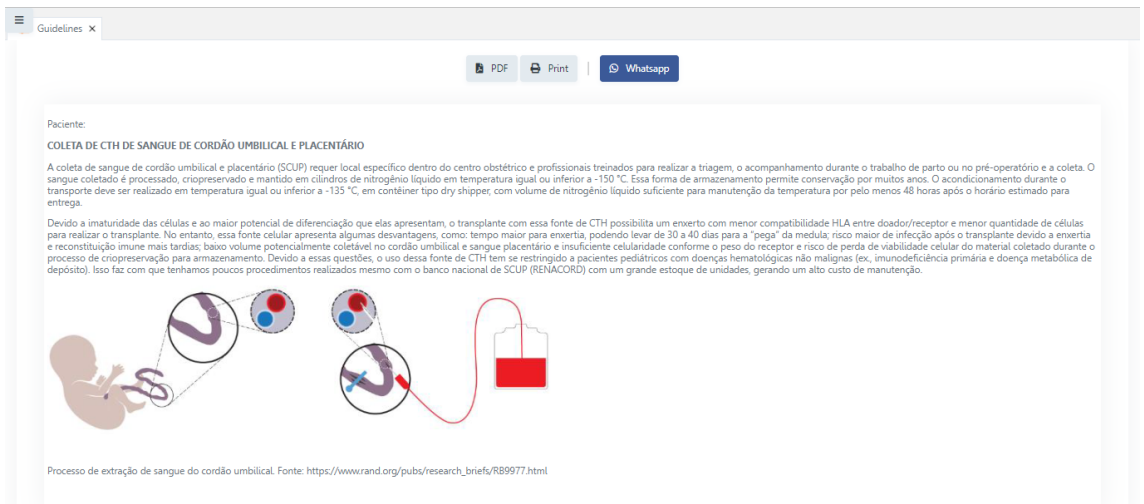
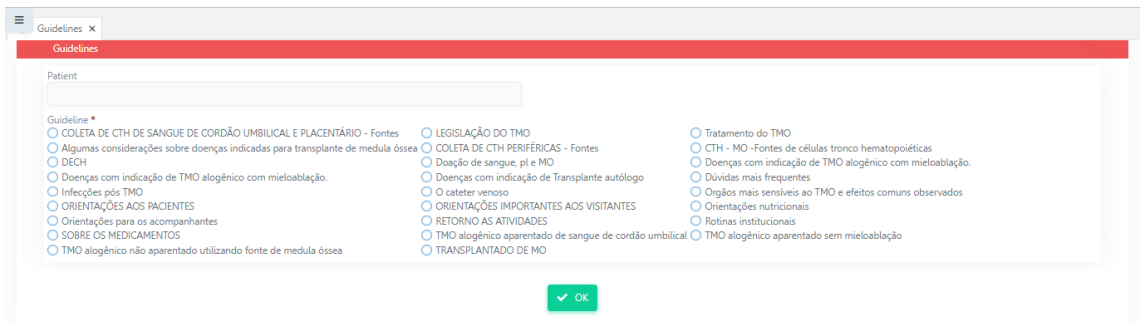


Figure 29.

3.3 Movements

In this guide, the PHA Platform includes registration of discharge guidelines, and check list (figure 30).

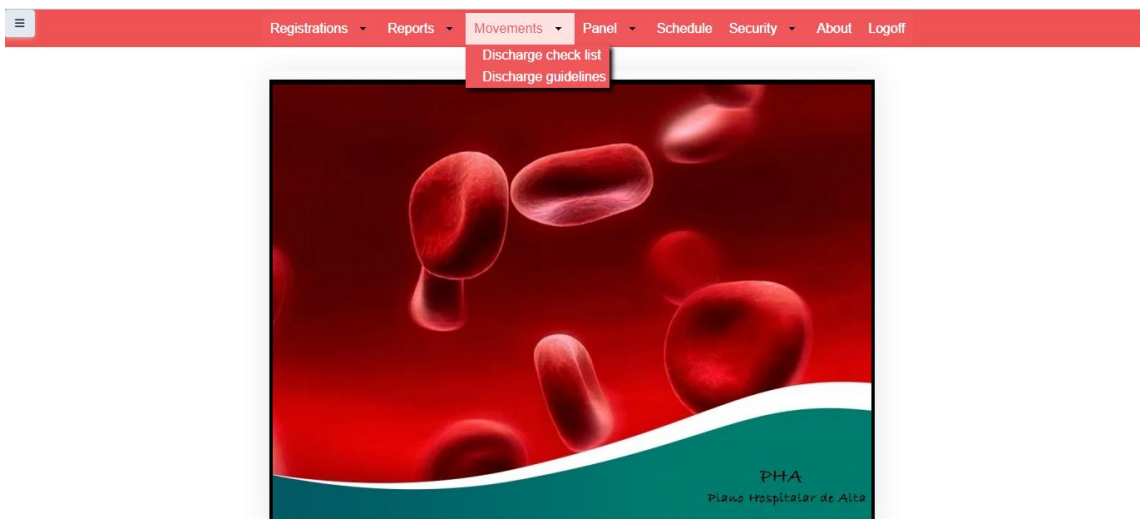


Figure 30.

3.3.1 Discharge Check List

In this function, the PHA Platform includes recording information for patient discharge and check list (figure 31).

Update of Discharge check list

Quick search

[+ Add New](#) [Save](#) [Delete](#) [Print](#)

Patient *
Francisco Mota da Silva Neto

Discharge date *
02/11/2021

Did the patient undergo BMT? *
 Yes No

If not, what was the reason? *
 Inadequate clinical condition
 Difficulty of adequate venous access
 There was no release by the cell bank
 Incompatibility
 Death
 Administrative/medication/equipment/bed problems

Did the patient receive information about the altered test results? *
 Yes No

Were the exams delivered to the patient? *
 Yes No

Has the patient been oriented regarding pending test results and how to proceed? *
 Yes No

Does the patient know about the discharge diagnosis and implications of his illness? *
 Yes No

Has the patient been oriented about the therapy of his illness and medication reconciliation, about his prescription? *
 Yes No

Is the patient aware of his post-transplantation limitations and restrictions? *

Figure 31.

3.3.2 Discharge guidelines

In this function, the PHA Platform includes recording information for patient discharge guidelines that can be sent through a communication platform (WhatsApp) (Figure 32).

Discharge guidelines

[PDF](#) [Print](#) [Whatsapp](#)

Eleonora Tavares Bastos

PLANO HOSPITALAR DE ALTA PARA PACIENTES TRANSPLANTADOS DE MEDULA ÓSSEA

1 – Cuidados com a higiene corporal

- O banho deve ser diário, de chuveiro e com água corrente.
- O transplantado deverá ter preferência no banho.
- Se houver mais de um banheiro na casa, deve-se deixar um banheiro exclusivo para o transplantado.
- O sabonete deve ser exclusivo para o transplantado, utilizar os de glicerina ou neutro.
- O xampu também deverá ser neutro.
- Não devem utilizar esponjas, pois podem agredir a pele e acumular microrganismos causadores de infecções.

2 – Cuidados com a pele

- Diariamente examine sua pele em busca de pintas vermelhas, manchas roxas, coceiras, vermelhidão e lesões ou qualquer alteração na pele, se notar qualquer alteração, entre em contato com a equipe do transplante.
- Inicialmente após o transplante, não usar perfume, desodorante com perfume, talcos, hidratantes perfumados, realização de tatuagens e piercings, aguardar orientação da equipe médica no decorrer do tratamento.
- O desodorante permitido é o spray sem perfume e sem álcool, o roll-on e talcos podem obstruir os poros, proporcionando infecções e provocar na pele irritações.
- É recomendado o uso de repelentes na pele. Se na casa houver grande quantidade de mosquitos e moscas recomenda-se o uso de telas de proteção e repelentes elétricos.
- Hidratar a pele com hidratante sem perfume.
- Utilizar protetor solar diariamente, mesmo quando não for se expor ao sol.
- Usar protetores com FPS 50 em todo o corpo e rosto.
- Quando sair de casa usar boné ou chapéu, e se tiver, usar blusa longa de tecido de algodão.
- Evitar a exposição ao sol das 10h às 16h.

Figure 32.

3.4 Panels

In this tab, the PHA Platform includes graphic indicators of patients and transplants (figure 34).

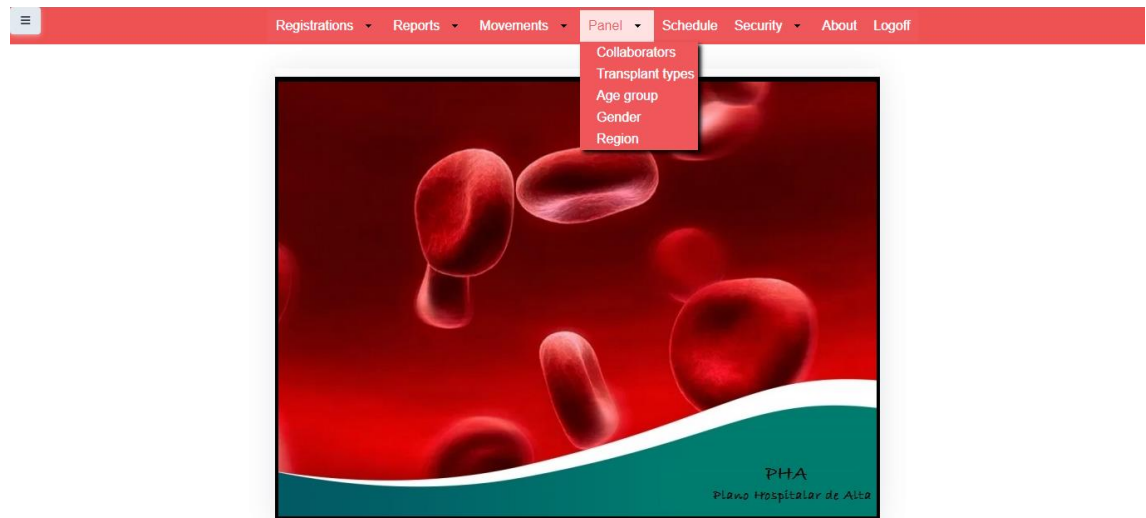


Figure 34.

3.4.1 Servers

In this function, the PHA Platform includes graphic indicators of servers attendance (figure 35).

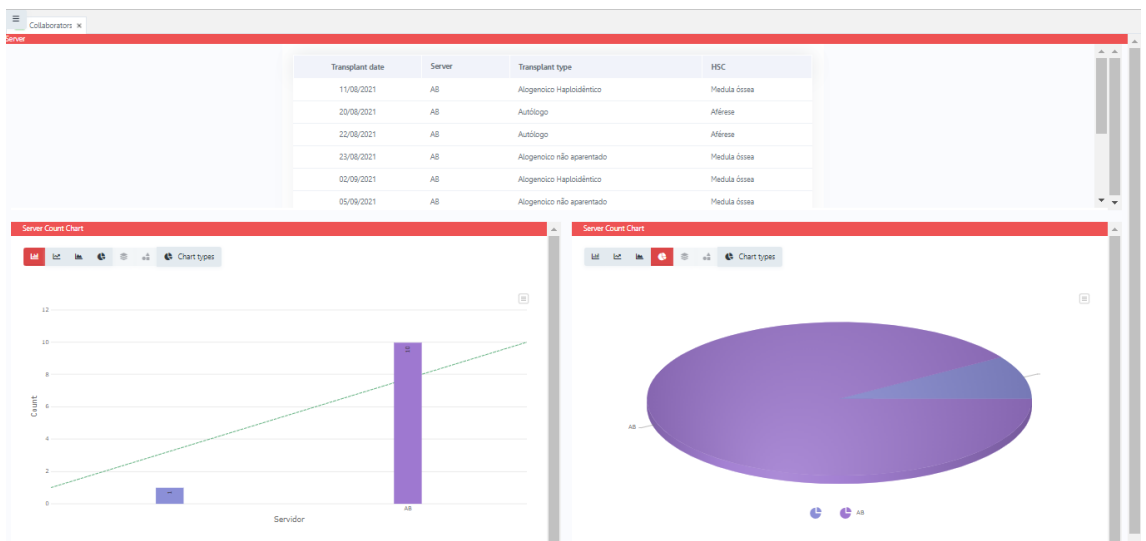


Figure 35.

3.4.2 Transplants types

In this function, the PHA Platform includes graphic indicators of transplants types

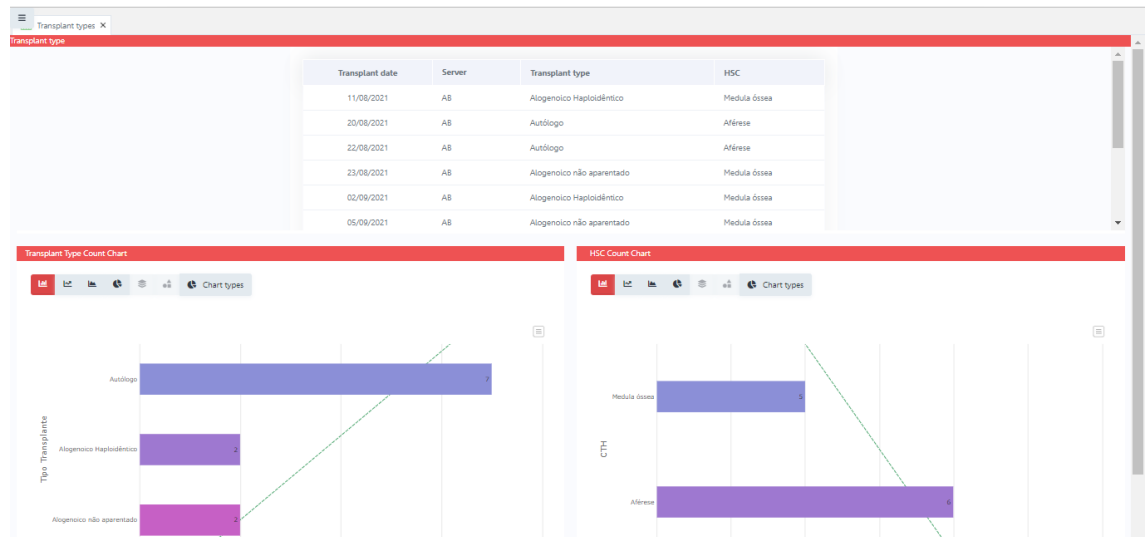


Figure 37.

3.4.3 Age group

In this function, the PHA Platform includes graphic indicators by age group (figure 38).

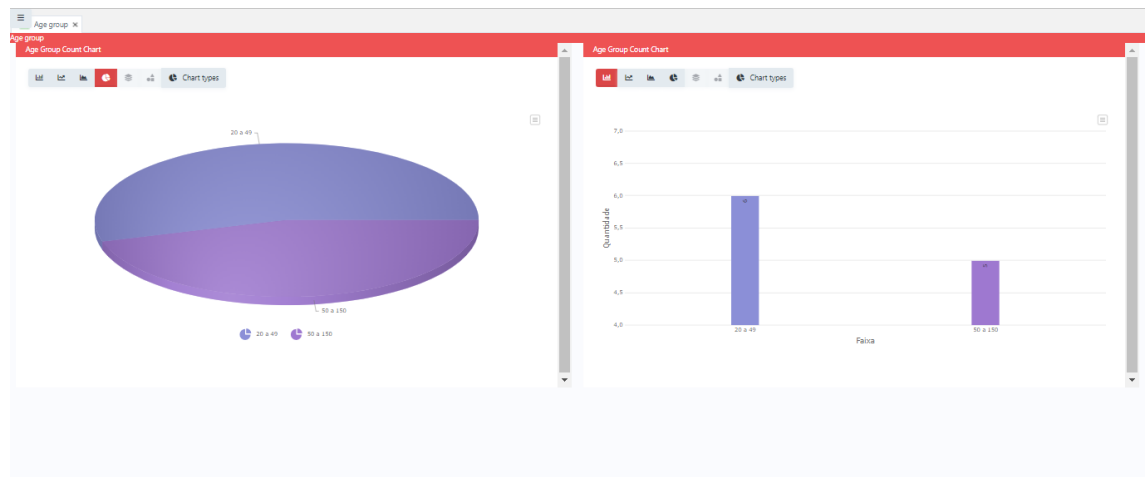


Figure 38.

3.4.4 Gender

In this function, the PHA Platform includes graphic indicators by gender (figure 39).

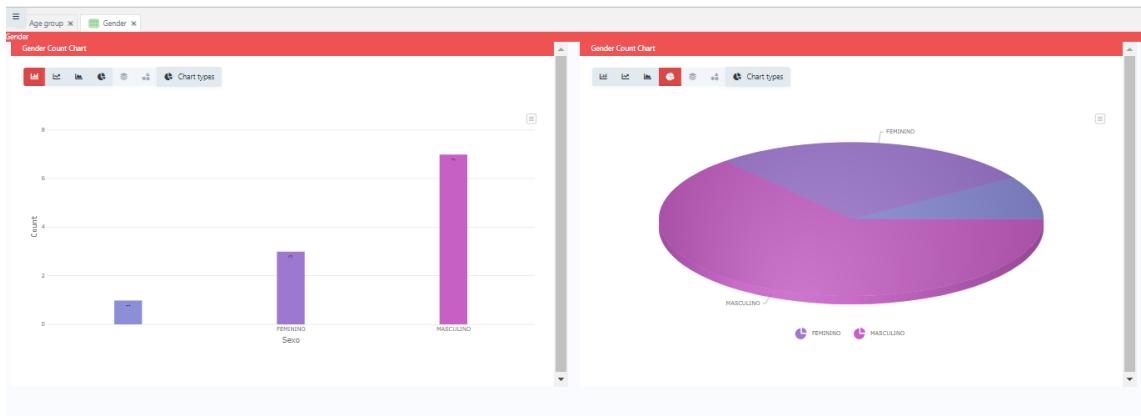


Figure 39.

3.4.5 Region

In this function, the PHA Platform includes graphic indicators by region (figure 40).

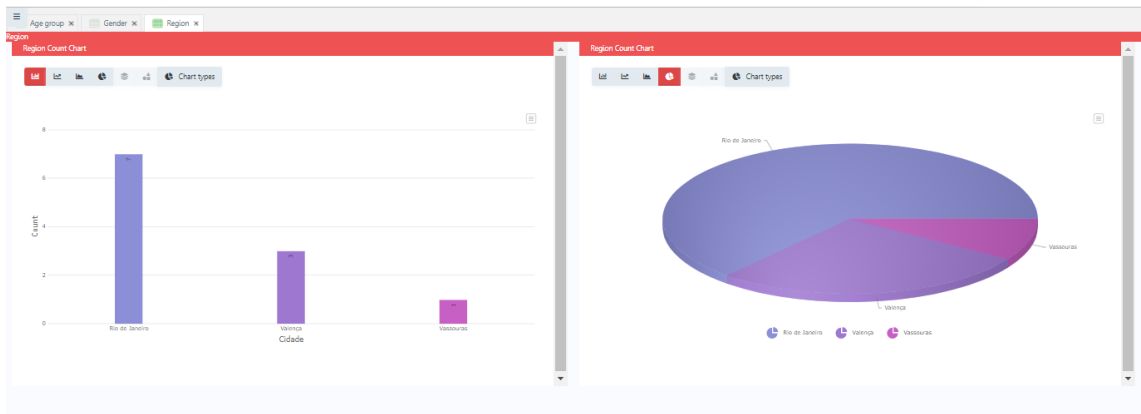


Figure 40.

3.5 Schedule

In this tab, the PHA Platform includes an agenda per user, classifying their activities by period, allowing the printing or sending of reminders (figure 41).

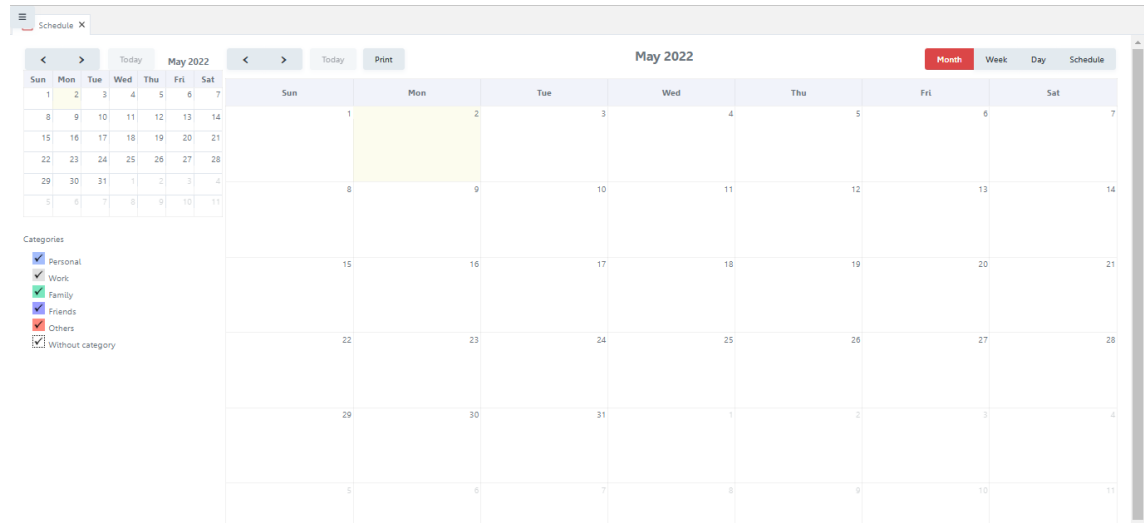


Figura 41.

3.6 Security

In this tab, the PHA Platform controls access and permission to the system, creating groups, users and passwords, accessibility (figure 42).

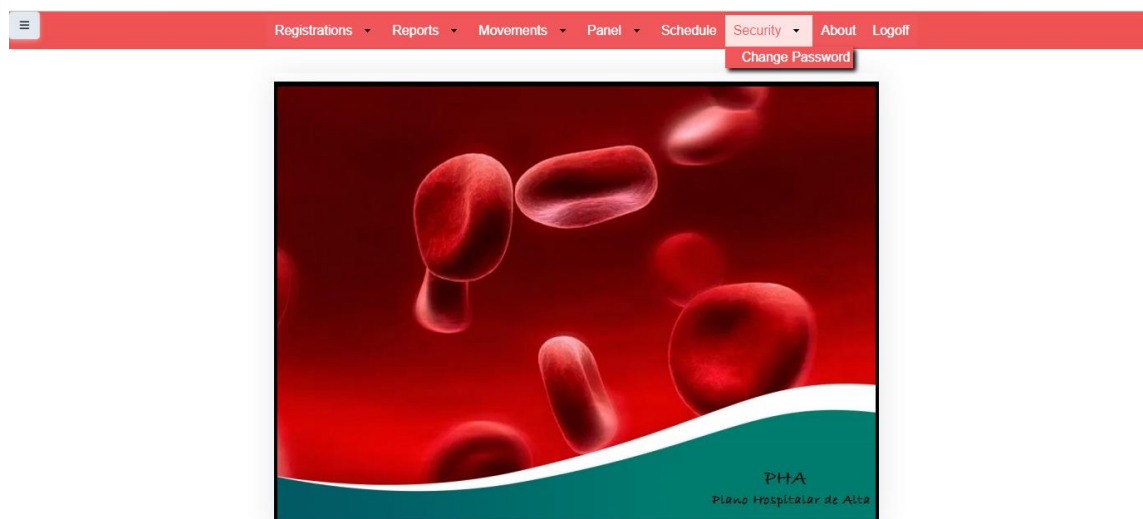
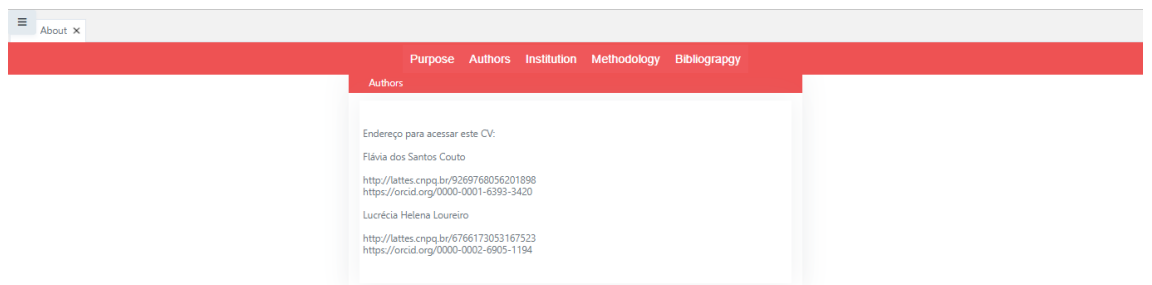
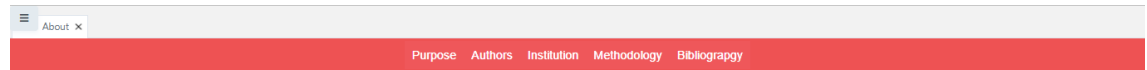


Figure 42.

3.7 About

In this tab, the PHA Platform registers the credits to the authors, institution, references, methodology and objectives (figure 43).



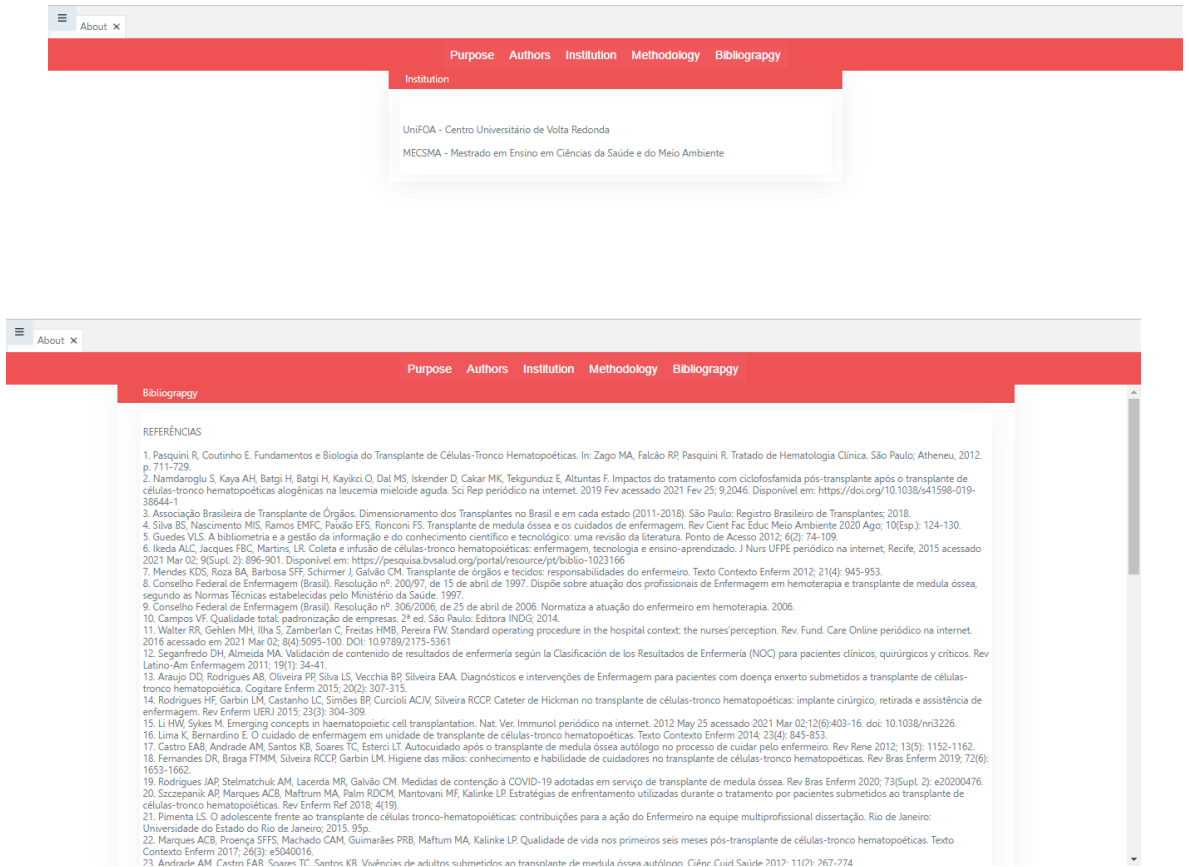


Figure 43.

3.8 Logoff

In this tab, the PHA Platform logs out of the system and returns to the login screen (figure 44).



Figure 44.

REFERENCES

CAMPOS, Vicente Falconi. Total quality-Standardization of companies. Falconi Editora, 2014.

DE CAMARGO, ROBSON ALVES. Agile project management: the best solutions for your needs. Saraiva Educação SA, 2019.

DE DIANA, Mauricio; GEROSA, Marcus Aurelius. Nosql on web 2.0: A comparative study of non-relational databases for data storage in web 2.0. In: IX Workshop on Theses and Dissertations in Database. 2010. Available at: https://www.academia.edu/download/5851221/sbbd_wtd_12.pdf. Access on: 10 May. 2021.

DEVMEDIA. Data modeling tool Available in:<https://www.devmedia.com.br/quick-tips-case-studio-2-parte-i/16100>. Access on: 28 Sep. 2021.

FREITAS, Marcel. Relational database system. Available at: <http://marcelmesmo.blogspot.com.br/2011/08/sistema-de-banco-de-dadosrelacional.html#.U5rgWfldWSo>. Accessed on: 28 May. 2021.

GREGORY, Janet; CRISPIN, Lisa. More agile testing: learning journeys for the whole team. Addison-Wesley Professional, 2014. LEITE, Gleidson S. Comparative analysis of the CAP theorem between NoSQL databases and relational databases. Fortaleza, Faculdade Farias Brito Computer Science, 2010.

RUBIN, Kenneth S. Essential Scrum: A practical guide to the most popular agile process. Alta Books Editora, 2018.

SCRIPTCASE. Development tool. Available at: <https://www.scriptcase.com.br/recursos/>. Access on: 28 Sep. 2021.

